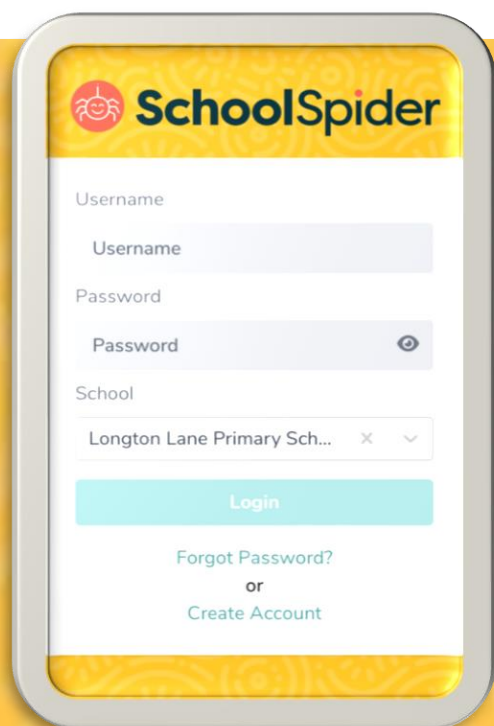


# A Guide to the Parent app

First  
download  
the app

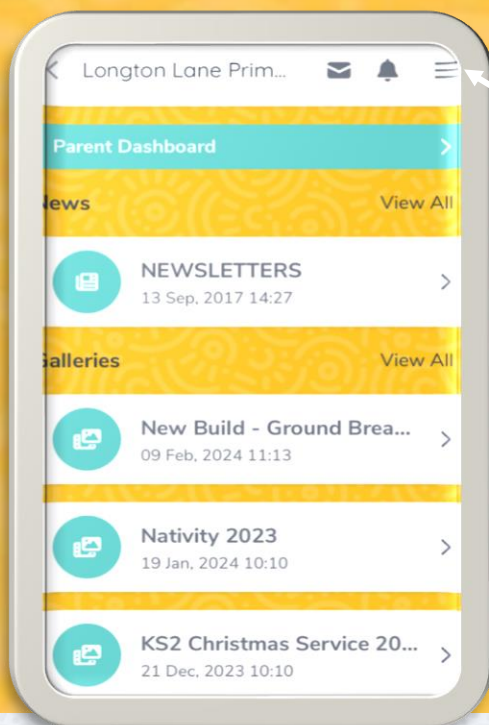


## How to get started

Once you have downloaded the app you will need to create an account by pressing 'Create Account' and enter your email address

You must have your email address linked with school

After logging on you'll be taken to your HOME page



Click on the envelope to view your messages

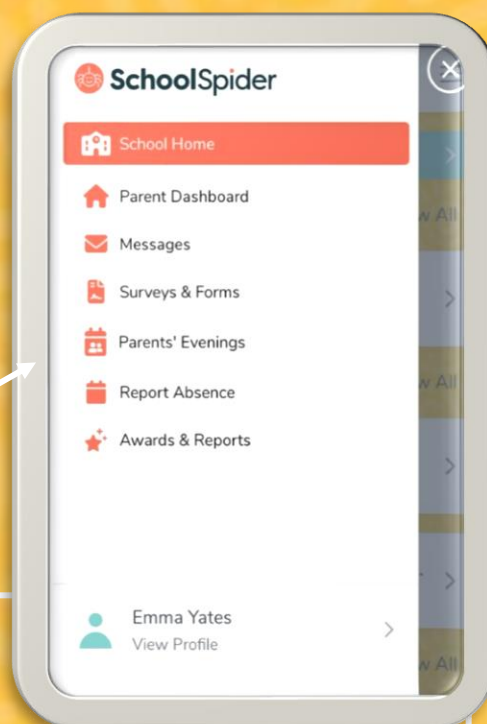
Click on the 3 lines to switch between areas

Click on 'Parents Evenings' to book your time slot

Click on  to edit profile

You will be able to change your password

You can also view your child's username and change their passwords by clicking 'Manage Logins'



Contact the school office if you have any issues